

# Brazing.

## STEEL.

ROUGH IRON

MATERIALS USED IN Brazing (Spitta) Copper Zinc  
The flux with Borax.

Before Brazing the 2 Parts must be clean  
and good fitting, then apply heat until  
Borax and spitta is melted Borax to be used  
first and then spitta running in. When spitta  
is running through then allow metal to cool  
When Point is

## Soldering

Means of uniting 2 Pieces of  
Metal with great heat. Metals  
which can be Soldering st. steel, copper,  
and Brass. Material used Solder with lead & tin  
and a flux as a cleaning agent.  
Fluxes. Resin Zinc Chloride Ammonia  
Luplorine. First both parts going to be joined  
Clean & fit together. Apply heat to them

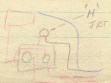
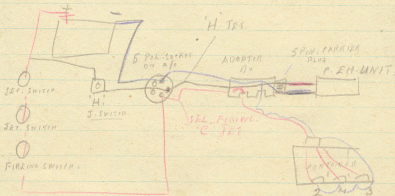

dip in flux and then with Solder then  
 tin & pieces going to the joint then put  
 2 pieces together and apply hot Iron with  
 more flux

more tin the better made solder  
 Common Soldering to

Silver Soldering

then Brazing

and Soldering



S-B-C

CANT BE LOADED BY UNARMED  
MK1. ONLY WITH MK WITH CRUTCH.

SMALL

(12)  
DUMB MK-1A CONTAINERS  
NO TIDE CAT.

Bolt HEADS 20 F. 4 IN. 3 CONTS.

BRASSING TAPE 171000 PAIRS SUPER AUG (3 IN 1)

HOISTING EYE. ON FRONT. AUTO SW. SWITCH. NO PLUG

ONLY 3 EM UNITS ON CARRIAGE NO. 1. 2nd blank set of 2

(ON 23 UNIT 1)

ORDER in FIRING 2 REAR, 3 FRONT, 4 CENTER.

25 IN 30 L. CASE 30 40 INO. ROUNDS

A-POSITION

8 2 1/2 8 2 1/2 8 2 1/2 6 2 1/2 4 P.P.

B-2 ON GROUND

40 GP. 12 P. PER

20' F.  
12 2 1/2 4 1/2 W P. PER

1 IN. INO  
60 3 2 1/2 1/2 W P.P.

( ) x 3

0

A

B E

0

C 0

P. ON E M UNIT. MEANS ALL FIRED. MONITOR.

SELECTION SELECTION

MK 1A  
TO BE CAT.

MUCH STRONGER

INSIDE A D  
C

CALLY ~~EVER~~ EM UN. IS UNCOCKED. TO GET

DROP BAR ON MK1 MK1A CONTAINER

PARRING. CRUTCH PARTS ARE USED THIS ONLY


... - A      ... - V  
 ... - B      ... - W  
 ... - C      ~~... - X~~  
 ... - D      ... - Y  
 ... - E      Z - ...  
 ... - F  
 ... - G  
 ... - H  
 ... - I  
 ... - J  
 ... - K  
 ... - L  
 ... - M  
 ... - N  
 ... - O  
 ... - P  
 ... - Q  
 ... - R  
 ... - S  
 ... - T  
 ... - U

Packing Piece N°2



26

N°1



( 4 0 15 IVC )  
 N°3  
 P. Piece